



FK-603

Technical Specifications



By

Jeff Stalnaker

FK-603

Features

- Mid-tower chassis – Ample space for additions.
- Rear plastic cover – To dampen sound and give a more finished look.
- Removable drive cage – Easy drive installation.
- Screwless side panel – Quick easy access.
- Fan and duct system – Excellent thermal properties

Chassis Dimensions

External dimensions:

Height – 17.88"

Depth – 20.25"

Width – 8.75"

Internal dimensions:


Height – 16.25"

Depth – 17.25"

Width – 6.75"



External Measurements



Internal Measurements

Supported Motherboard Formats

ATX
MicroATX
FlexATX
Baby AT


Drive Bays

External:

- Three 5.25"
- Two 3.50"

Internal:

- One 3.50"




Drive Bays

Power Supply

ATX 2.01 or PS/2 specifications. The dimensions are 5.91"X5.51"X3.39".

Enhanced Option:

- Model ATX-1125B
- Output – 300W P4
- Max – 3.3V/5V
- 115/230 switchable
- Amperage – 21.4
- 5.25" connectors – 4
- 3.5" connectors – 1
- ATX power cable – 1



Power Supply

Fans and Fan Support

- Rear 80mm fan with fan duct.
- Supports optional 80mm front fan.



Fan Duct Cover



Front Fan Bracket

I/O Shields and External Connectivity

- ATX 2.1 specification I/O shield in standard configuration.
- 7 expansion slots with card guides.

Materials

- SECC Japanese steel
- HIPS – Scratch resistant high impact polystyrene
- ABS 94V material


Color

- Beige / Gray



I/O Openings with Bezel

Additional Views



Rear without Fan Duct



Internal View



FK-603 with Optional Mask

