



# FK-320

## Technical Specifications



By

Annetha Swindell

# FK-320

## Features

- Workstation class mid-tower – Space for several additional components, and easy installation.
- Fan and duct system – Excellent thermal properties. Fan with multiple duct configurations available.
- Toolless/Screwless side panel – Quick easy access.
- Removable drive cage – Increased material thickness to improve thermal transfer from drives, (acts as heatsink for hard drives.).
- Optional lexan door colors – Minimum order quantities apply.
- 5.25" devices mount with or without drive rails.
- Reinforced motherboard plate – eliminates I/O expansion card disconnect during shipment.

## Chassis Dimensions

External dimensions:

Height – 21.00"

Depth – 20.25"


Width – 8.50"

Internal dimensions:

Height – 18.75"

Depth – 18.375"

Width – 7.00"



## Supported Motherboard Formats

ExtATX  
ATX  
MicroATX  
Full AT

## Drive Bays

External:

- Three 5.25"
- One 3.50"

Internal:

- Three 3.50"

## Power Supply

ATX 2.03 specification. The dimensions are 3.4"H X



Drive Bays

Enhanced Option:


- Model ENP-0730
- Output – 300W
- Max – 3.3V/5.0V
- 115/230 switchable
- Amperage – 34.5
- 5.25" power connectors – 5
- 3.50" power connectors – 2
- ATX power cable – 1
- 12V power cable – 1
- Auxiliary power connector – 1
- AMD certified
- P4 ready




Power Supply

## Fans and Fan Support

- Rear 92mm fan with cooling duct system. Low resistance grid design, provides excellent thermal and acoustical properties. Fan has a rating of 51.42 CFM.
- Supports an optional front 92mm or 120mm fan. Has acoustic dampening of the fan.



Rear Fan Duct




Front Fan Bracket

## I/O Shields and External Connectivity

- ATX 2.1 specification I/O shield in standard configuration.
- 7 expansion slots with card guides and Card Loc™.



I/O Shield and Expansion Slots



Card Guides with Card Loc™

## Materials

- SECC Japanese steel
- HIPS – Scratch resistant high impact polystyrene
- ABS 94V material



## Color

- Standard color – Soft gray with darker gray lexan door.
- Standard color – Black with gray lexan door.
- Optional colors – Custom colors of lexan door available based on quantity.



One of the Optional Door Colors

## Additional Views



## Internal Features

